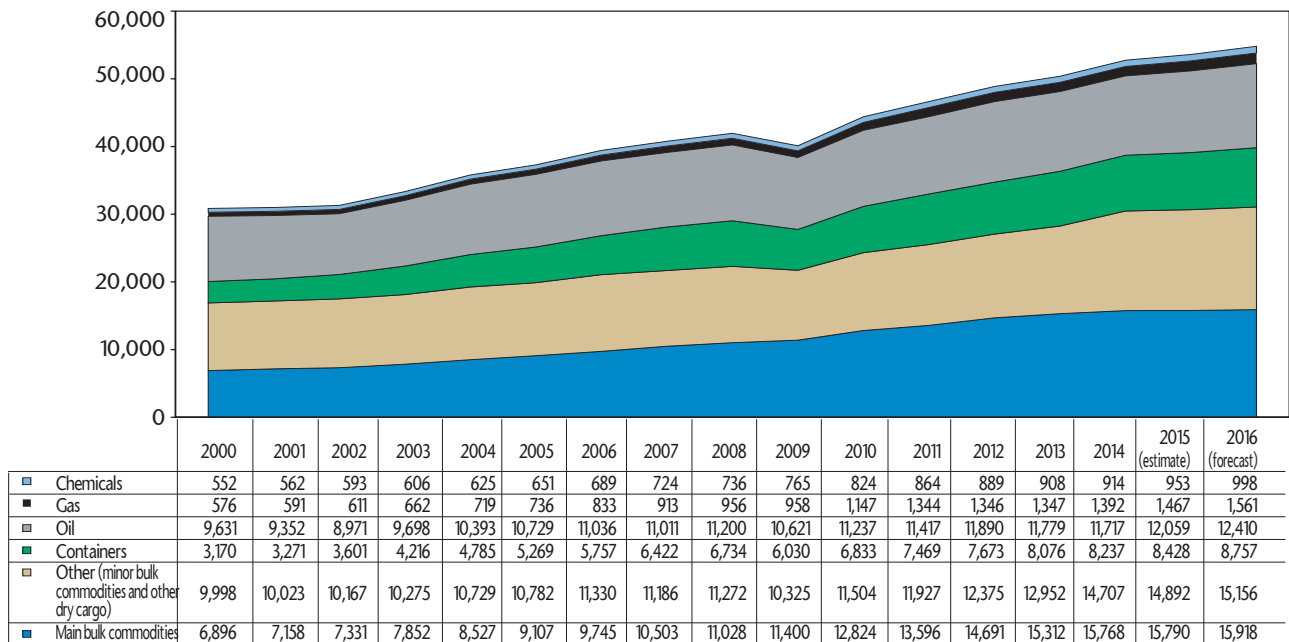


● Global Sea-borne Trade Cargo Volume Trends

World Sea-borne Trade by Cargo Type, 2000`2016 (Estimated billion of ton-miles)



Source: UNCTAD secretariat calculations, based on Clarksons Research, 2016a.

(Unit: Million tons)

Year	Iron & Ore	Coal		Grain	Minor Bulk	Container	Other Dry Cargo
		Material	Fuel				
1998	426	171	280	227	1,034	488	678
1999	402	161	298	245	1,084	543	801
2000	450	174	337	261	1,151	609	829
2001	452	172	376	264	1,146	641	830
2002	480	167	393	269	1,199	693	871
2003	516	168	434	272	1,270	802	807
2004	592	173	471	273	1,389	911	762
2005	662	181	493	274	1,466	1,002	742
2006	713	181	534	292	1,536	1,092	724
2007	777	198	574	306	1,637	1,215	640
2008	841	203	593	319	1,602	1,272	696
2009	898	191	616	321	1,402	1,134	679
2010	991	237	694	343	1,578	1,291	729
2011	1,052	226	774	345	1,682	1,411	714
2012	1,110	233	886	375	1,736	1,458	752
2013	1,189	264	916	392	1,824	1,532	779
2014	1,338	262	952	432	1,836	1,621	808
2015	1,363	249	886	459	1,857	1,661	829
2016	1,412	245	890	476	1,851	1,721	844

Source: Korea Shipowners Association

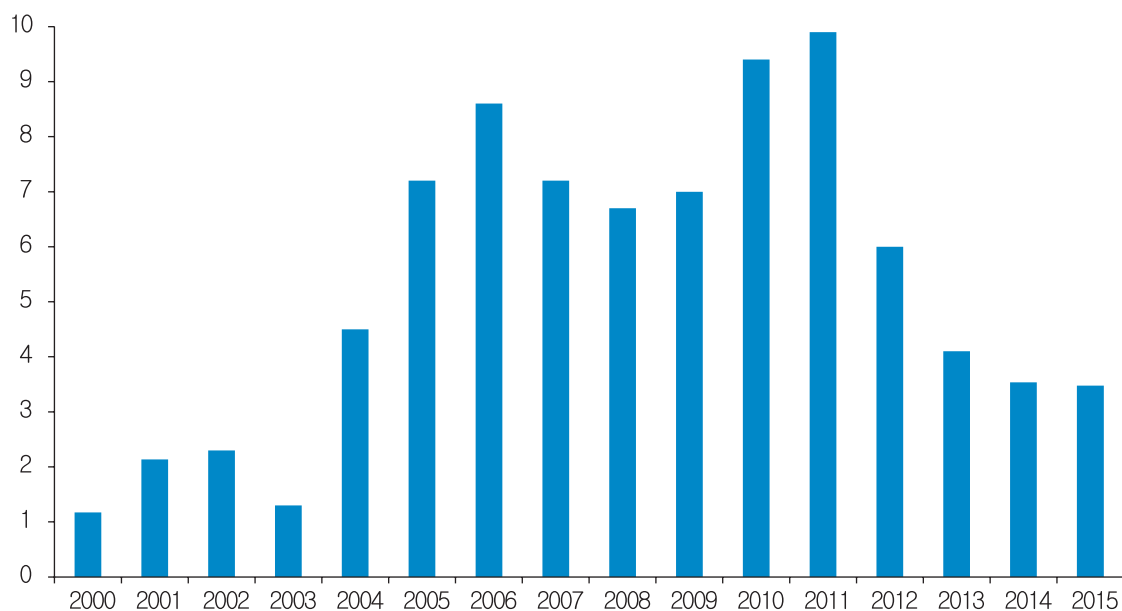
● World Fleet by principle Vessel

(Unit: Million DWT)

Year	Tanker	Bulk	LPG	LNG	Container	General Cargo	Automobile	Others	Total
1992	265.6	214.9	8.3	4.1	30.7	28.6	4.1	64.9	621.2
1993	270.4	215.1	8.7	4.3	33.2	27.3	4.2	65.8	629.0
1994	275.9	219.5	8.8	4.9	36.0	25.9	4.3	64.5	639.8
1995	272.2	228.1	9.1	5.2	40.0	24.4	4.4	61.3	644.7
1996	284.4	243.6	9.0	5.2	45.0	55.1	4.6	81.1	728.0
1997	289.3	253.7	9.4	5.7	50.1	53.3	4.7	80.8	747.0
1998	292.8	264.8	9.7	6.0	56.6	50.4	4.9	81.3	766.5
1999	297.9	264.0	9.8	6.3	62.3	48.2	5.2	83.3	777.0
2000	301.3	267.0	10.1	6.7	64.8	46.2	5.7	85.6	787.4
2001	308.3	274.7	10.5	7.7	70.5	44.3	6.2	87.5	809.7
2002	303.4	286.8	10.9	7.7	77.8	42.1	6.3	89.2	824.2
2003	308.5	294.5	10.7	8.5	84.9	40.6	6.4	90.2	844.3
2004	317.8	301.7	11.1	9.6	91.6	39.1	6.8	93.4	871.1
2005	334.8	322.3	11.1	11.1	99.9	38.6	7.2	96.7	921.7
2006	358.0	345.2	11.3	12.5	111.9	39.3	7.8	99.7	985.7
2007	377.7	368.4	11.8	14.7	128.7	39.6	8.4	104.6	1,053.9
2008	399.9	393.0	12.4	17.3	144.9	40.0	9.3	110.1	1,126.9
2009	420.1	419.6	13.9	22.1	161.8	40.9	10.5	114.8	1,203.7
2010	451.9	462.5	14.4	25.8	169.3	40.8	10.0	117.0	1,291.7
2011	469.6	541.3	14.9	28.0	184.0	40.9	10.5	124.6	1,413.8
2012	495.8	621.8	15.1	28.8	196.9	39.6	11.3	127.3	1,536.6
2013	514.7	687.6	15.3	28.9	206.6	38.3	11.8	126.9	1,630.1
2014	523.7	726.9	16.3	30.0	216.2	37.8	11.9	128.3	1,691.1
2015	530.5	758.6	17.1	32.6	228.3	37.3	12.1	131.2	1,747.7
2016	547.1	776.7	19.5	35.1	244.4	37.5	12.4	132.8	1,805.5

Source: Clarkson Shipping Review Database, Spring 2017

Annual Growth of World Fleet, 2000-2015(Percentage of dead-weight tonnage)

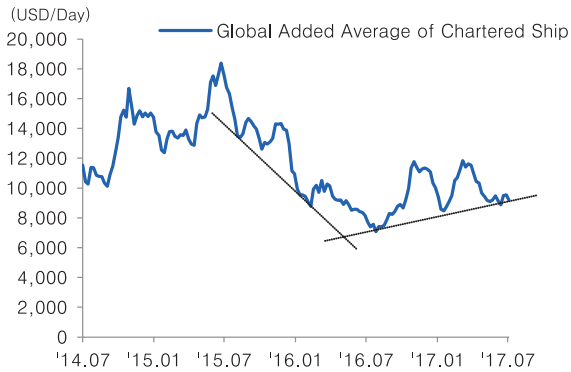


Source: UNCTADS, Review of Maritime Transport, Various issues.

● Shipping Freight

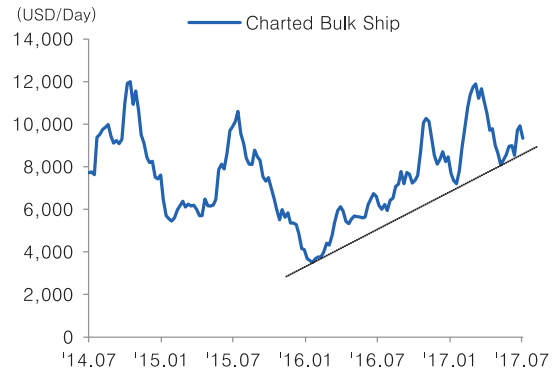
Shipping Freight Rate Trend

Clarkson – Global Added Average of Chartered Ship



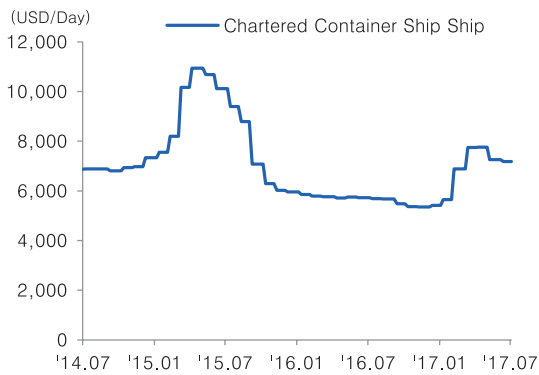
Source: Cape Investment & Securities, Clarkson Research

Clarkson – Chartered Bulk Ship



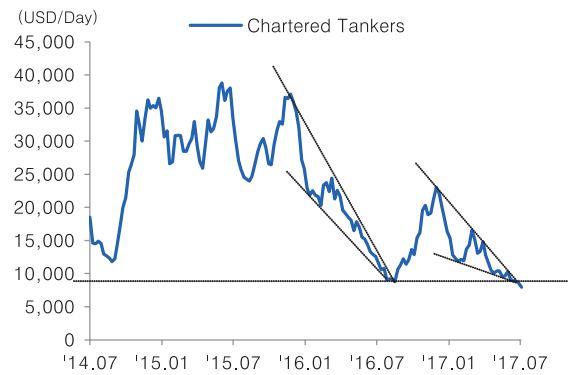
Source: Cape Investment & Securities, Clarkson Research

Clarkson – Chartered Container Ship Ship



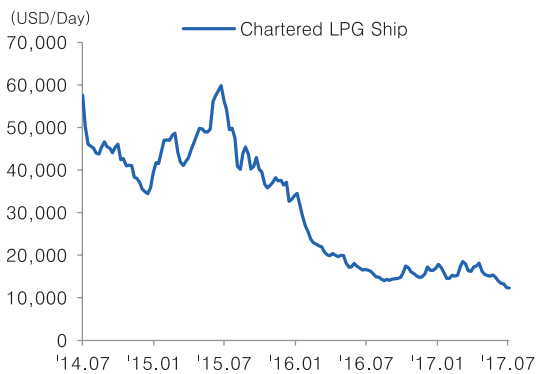
Source: Cape Investment & Securities, Clarkson Research

Clarkson – Chartered Tankers



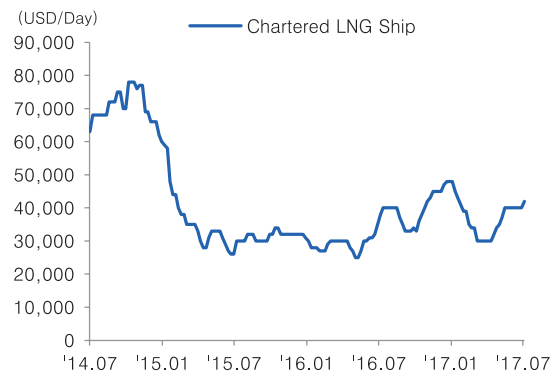
Source: Cape Investment & Securities, Clarkson Research

Clarkson – Chartered LPG Ship



Source: Cape Investment & Securities, Clarkson Research

Clarkson – Chartered LNG Ship



Source: Cape Investment & Securities, Clarkson Research

● Market-Listed Companies

No.	Name	Address	Contact Point	Website
1	Hyundai Heavy Industries Co., Ltd.	1000, Bangeojinsunhwando-ro, Donggu, Ulsan, Korea	Tel: 82-52-202-3001 Fax:82-52-202-3487	www.hhi.co.kr
2	Samsung Heavy Industries Co., Ltd.	23, Pangyo-ro 227 beon-gil, Seongnam-si, Gyeonggi-do, Korea	Tel: 82-31-5717-7000 Fax:82-2-3458-7319	www.samsungshi.co.kr
3	Daewoo Shipbuilding & Marine Engineering Co., Ltd.	125, Namdaemun-ro, Jung-gu, Seoul, Korea	Tel: 82-2-2129-0114 Fax:82-2-2129-0077~8	www.dsme.co.kr
4	Hyundai Mipo Dockyard Co., Ltd.	100, Bangeojinsunhwando-ro, Dong-gu, Ulsan, Korea	Tel: 82-52-250-3062~64 Fax:82-52-250-3056	www.hmd.co.kr
5	Oriental Precision & Engineering Co., Ltd.	6, Noksansandan 289-ro, Gangseo-gu, Busan, Korea	Tel: 82-51-202-0101 Fax: 82-51-831-3306	www.opco.co.kr
6	ChoongAng Ocean Co., Ltd.	1202, 71, Yeouinaru-ro, Yeongdeungpo-gu, Seoul, Korea	Tel: 82-2-3218-9500 Fax: 82-2-3218-9595	www.c-ocean.co.kr
7	Dong Sung Finetec. Co., Ltd.	120, Hyeopdonghanji-gil, Miyang-myeon, Anseong-si, Gyeonggi-do, Korea	Tel: 82-31-677-7000 Fax: 82-31-677-7007	www.dsfinetec.co.kr
8	Korea Special Precision Co., Ltd.	147, Noksansaneopbuk-ro, Gangseo-gu, Busan, 46753, Korea	Tel: 82-51-831-6274~7 Fax: 82-51-831-6273	www.kspvalve.com
9	Daechang Solution Co., Ltd.	147, Dasan-ro, Saha-gu, Busan, Korea	Tel: 82-51-264-0831 Fax: 82-51-264-0830	www.dsol.co.kr
10	Dongnam Marine Crane Co., Ltd.	1102-171, Gimhae-daero, Hallim-myeon, Gimhae-si, Gyeongsangnam-do, Korea	Tel: 82-55-720-3000 Fax: 82-55-720-3019	www.dongnam-crane.co.kr
11	STX Engine Co., Ltd.	80, Seongsan-dong, Changwon-si(City), Gyeongsangnam-do, Korea	Tel: 82-55-280-0114 Fax: 82-55-285-2030	www.stxengine.co.kr
12	Cape Industries Co., Ltd.	910-29, Soto-ri, Sangbook-myun, Yangsan City, Korea	Tel: 82-55-370-1234	www.cape.co.kr
13	Haeduk Powerway Co., Ltd.	1608-1, Songjeong Gangseo-gu, Busan, Korea	Tel: 82-51-831-0101 Fax: 82-51-831-0075	www.haedukpw.com
14	Hankuk Carbon Co., Ltd	85, Chunhwa-ro, Bukbuk-myeon, Miryang-si, Gyeongsangnam-do, Korea	Tel: 82-55-350-8888	www.hcarbon.com
15	Dongbang Ship Machinery Co., Ltd.	414-2, Jukgok-dong, Jinhae-gu, Changwon-si, Gyeongsangnam-do, Korea	Tel: 82-55-545-0882 Fax: 82-55-545-0883	www.dongbangsm.co.kr
16	S&W Co., Ltd	#29, Dadae-ro 170beon-gil, Saha-gu, Busan, Korea	Tel: 82-51-205-7411~6 Fax: 82-51-205-7417	www.snwcorp.com
17	Yonghyun Base Materials Co., Ltd.	84, Bukjeonggongdan 1-gil, Yangsan-si, Gyeongsangnam-do, Korea	Tel: 82-55-379-2100 Fax: 82-55-379-2130	www.yhbm.co.kr
18	Samyoung M. Tec Co., Ltd.	631-35, Samchil-ro, Chilsu-myun, Haman-kun, Gyeongnam, Korea	Tel: 82-55-589-7120 Fax: 82-55-589-7112	www.symtek.co.kr
19	Daeyang Electronic Co., Ltd.	245, Jangpyeong-ro, Saha-gu, Busan, Korea	Tel: 82-51-200-5282, 5331 Fax: 82-51-200-5210	www.daeyang.co.kr
20	Hanla IMS Co., Ltd.	115, Hwajeonsandan 1(il)-ro, Gangseo-gu, Busan, Korea	Tel: 82-51-601-7000 Fax: 82-51-831-1850	www.hanlaims.com
21	Inhwa Precision Co., Ltd.	55, Charyong-ro 14beon-gil, Uichang-gu, Changwon-si, Gyeongsangnam-do, Korea	Tel: 82-55-299-0954~6 Fax: 82-55-299-0366	www.ihpre.co.kr
22	Doosan Engine co., Ltd	18, Gongdan-ro 21beon-gil, Seongsan-gu, Changwon-si, Gyeongsangnam-do, Korea	Tel: 82-55-260-6000	www.doosanengine.com
23	Hyunjin Materials co., Ltd.	1601-1 Songjeong-dong, Gangseo-gu, Busan, Korea	Tel: 82-51-602-7700 Fax: 82-51-602-7777	www.hjmco.co.kr